








































































CONVENTIONAL GUIDE SIGNS

| SIGN | SIZE W/H | SIGN | SIZE W/H | SIGN | SIZE W/H |
|--|----------------|---|---|--|-------------------------------------|
|  D1-1 | VARIABLE X 14" |  D2-3 | VARIABLE X 42" |  D5-4 | STANDARD 60"x24" SPECIAL 96"x36" |
|  D1-1A | VARIABLE X 14" |  D3-1 | VARIABLE X 8" |  D5-5 | MINIMUM 24" STANDARD 30" |
|  D1-1B | VARIABLE X 24" |  D3-2 | VARIABLE |  D5-5B | MINIMUM 24" STANDARD 30" |
|  D1-1C | VARIABLE X 06" |  D4-1 | STANDARD 30"x24" |  D5-5C | MINIMUM 24" STANDARD 30" |
|  D1-2 | VARIABLE X 24" |  D4-2 | MINIMUM 24"x30" STANDARD 30"x36" SPECIAL 36"x48" |  D5-8 | STANDARD 30" |
|  D1-2A | VARIABLE X 24" |  D4-3 | BIKE 12"x18" |  D5-8A | STANDARD 30" |
|  D1-2B | VARIABLE X 30" |  D5-1 | MINIMUM 60"x24" STANDARD 120"x60" SPECIAL 84"x36" | | |
|  D1-3 | VARIABLE X 34" |  D5-2 | MINIMUM 42"x24" STANDARD 66"x30" | | |
|  D1-3A | VARIABLE X 42" |  D5-3 | MINIMUM 78"x24" STANDARD 108"x36" | | |
|  D2-1 | VARIABLE X 18" | | | | |
|  D2-2 | VARIABLE X 30" | | | | |















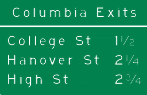












CONVENTIONAL GUIDE SIGNS

| SIGN | SIZE | W/H | SIGN | SIZE | W/H | SIGN | SIZE | W/H |
|---|----------|---------|--|----------|----------|--|----------|-----|
|  D5-9 | STANDARD | 30" |  D8-2 | STANDARD | 66"x54" |  D8-4E | STANDARD | 48" |
| | | | | SPECIAL | 84"x72" | | | |
| | | | | FREEWAY | 108"x90" | | | |
|  D5-9A | STANDARD | 30" |  D8-2A | STANDARD | 48" |  D8-4G | STANDARD | 24" |
|  D6-1 | STANDARD | 36" |  D8-2B | STANDARD | 48"x54" |  D9-1 | STANDARD | 24" |
| | | | | | | | SPECIAL | 30" |
|  D6-1A | STANDARD | 30" |  D8-2C | STANDARD | 48"x54" |  D9-2 | STANDARD | 24" |
| | | | | | | | SPECIAL | 30" |
|  D6-2 | STANDARD | 48"x36" |  D8-3 | STANDARD | 48"x42" |  D9-3 | STANDARD | 24" |
| | | | | SPECIAL | 66"x60" | | SPECIAL | 30" |
| | | | | FREEWAY | 84"x78" | | | |
|  D6-3 | STANDARD | 48"x36" |  D8-3B | STANDARD | 36" |  D9-3A | STANDARD | 24" |
| | | | | | | | SPECIAL | 30" |
|  D8-1 | STANDARD | 60"x48" |  D8-3C | STANDARD | 36"x42" |  D9-3B | STANDARD | 30" |
| | | | | | | | | |
|  D8-1C | STANDARD | 60"x54" |  D8-4 | STANDARD | 48" |  D9-3D | STANDARD | 24" |

CONVENTIONAL GUIDE SIGNS

| SIGN | SIZE | W/H | SIGN | SIZE | W/H | SIGN | SIZE | W/H |
|---|----------|---------|---|----------|---------|---|----------|---------|
|  | STANDARD | 24" |  | STANDARD | 24" |  | STANDARD | 10"x36" |
| D9-6 | SPECIAL | 30" | D9-13 | SPECIAL | 30" | | | |
|  | MINIMUM | 18" |  | STANDARD | 24"x12" | D10-2D | | |
| D9-7 | STANDARD | 24" | D9-14 | SPECIAL | 30"x15" | | | |
|  | MINIMUM | 18" |  | STANDARD | 24" |  | STANDARD | 10"x42" |
| D9-8 | STANDARD | 24" | D9-15 | SPECIAL | 30" | | | |
|  | MINIMUM | 18" |  | STANDARD | 10"x18" | D10-3D | | |
| D9-9 | STANDARD | 24" | D10-1 | SPECIAL | 12"x24" | | | |
|  | MINIMUM | 18" |  | STANDARD | 10"x18" | D10-4 | | |
| D9-10 | STANDARD | 24" | D10-2 | SPECIAL | 12"x24" | | | |
|  | STANDARD | 24"x12" |  | STANDARD | 10"x27" | D10-1A | MINIMUM | 06"x06" |
| D9-10A | | | D10-5 | SPECIAL | 12"x36" | | | |
|  | STANDARD | 24" |  | STANDARD | 10"x27" | D10-1B | STANDARD | 12"x06" |
| D9-11 | SPECIAL | 30" | D10-2 | SPECIAL | 12"x36" | | | |
|  | MINIMUM | 18" |  | STANDARD | 10"x36" | D11-1 | MINIMUM | 24"x18" |
| D9-12 | STANDARD | 24" | D10-3 | SPECIAL | 12"x48" | | | |
| | SPECIAL | 30" |  | STANDARD | 10"x36" | D12-1A | STANDARD | 48"x48" |
| | | | D10-6 | SPECIAL | 12"x48" | | | |
| | | |  | STANDARD | 10"x30" |  | STANDARD | 48"x48" |
| | | | D10-1D | | | | | |
| | | | | | | D12-2 | STANDARD | 54"x42" |
| | | | | | | | | |
| | | | | | | CAR POOL INFO 445-POOL | SPECIAL | 54"x42" |
| | | | | | | | | |
| | | | | | | D12-2 | FREEWAY | 72"x54" |
| | | | | | | | | |
| | | | | | | D12-2 | SPECIAL | 96"x66" |
| | | | | | | | | |

CONVENTIONAL GUIDE SIGNS

| SIGN | SIZE | W/H | SIGN | SIZE | W/H | SIGN | SIZE | W/H |
|--|----------|----------|---|---------------|----------|---|----------|-----|
|  | STANDARD | 84"x48" |  | VARIABLE | |  | VARIABLE | |
| D12-3 | SPECIAL | 108"x66" | E1-3 | | | E6-2 | | |
| | FREEWAY | 132"x84" | | | | | | |
|  | STANDARD | 72"x36" |  | VARIABLE x24" | |  | VARIABLE | |
| D13-1 | | | E1-5 | | | E6-2A | | |
|  | STANDARD | 72"x36" |  | STANDARD | 150"x24" |  | VARIABLE | |
| D13-2 | | | E2-1 | | | E7 | | |
|  | STANDARD | 72"x36" |  | STANDARD | 48"x96" |  | VARIABLE | |
| D13-3 | | | E2-1A | | | E8-1 | | |
|  | STANDARD | 24"x18" |  | STANDARD | 72"x60" |  | VARIABLE | |
| D25-8 | | | E5-1 | | | E8-2 | | |
|  | STANDARD | 24"x18" |  | VARIABLE x60" | |  | VARIABLE | |
| D25-8E | | | E5-1A | | | E9 | | |
|  | VARIABLE | |  | VARIABLE x24" | |  | VARIABLE | |
| E1-1 | | | E5-1B | | | E11-1 | | |
|  | VARIABLE | |  | STANDARD | 60"x24" |  | VARIABLE | |
| E1-1A | | | E5-3 | | | E11-1A | | |
|  | VARIABLE | |  | MINIMUM | 72"x60" |  | VARIABLE | |
| E1-2 | | | E5-4 | STANDARD | 84"x60" | E11-1B | | |
| | | | | SPECIAL | 96"x60" | E11-1C | | |