




































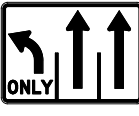









REGULATORY SIGNS

















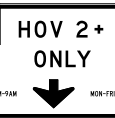






SIGN	SIZE	W/H	SIGN	SIZE	W/H	SIGN	SIZE	W/H		
 R1-1	BIKE	18"	 R1-6	STANDARD	12"x36"	 R2-4A	STANDARD	24"x48"		
	MINIMUM	24"			SPECIAL		36"x72"	SPECIAL	48"x96"	
	STANDARD	30"								
	SPECIAL	36"								
	SPECIAL	48"								
 R1-2	BIKE	24"	 R1-6A	STANDARD	12"x36"	 R2-4B	MINIMUM	18"		
	MINIMUM	30"					STANDARD	24"	SPECIAL	36"
	STANDARD	36"							FREEWAY	48"
	SPECIAL	42"								
	SPECIAL	48"								
SPECIAL	60"									
 R1-2A	STANDARD	24"x18"	 R2-1	MINIMUM	18"x24"	 R2-6	STANDARD	24"		
					STANDARD		24"x30"	SPECIAL	36"	
				SPECIAL	30"x36"					
				SPECIAL	36"x48"					
				FREEWAY	48"x60"					
 R1-3	MINIMUM	12"x06"	 R2-1WZ	STANDARD	24"x12"	 R2-7A	STANDARD	36"		
	STANDARD	24"x12"								
	SPECIAL	30"x12"								
 R1-4	MINIMUM	18"x06"	 R2-2	MINIMUM	18"	 R3-1	STANDARD	24"		
	STANDARD	24"x12"			STANDARD		24"	SPECIAL	30"	
	SPECIAL	30"x12"			SPECIAL		36"	SPECIAL	36"	
				FREEWAY	48"		FREEWAY	48"		
 R1-5 *	STANDARD	18"	 R2-3	MINIMUM	18"	 R3-1A	MINIMUM	12"		
	SPECIAL	30"			STANDARD		24"	STANDARD	24"	
	SPECIAL	36"			SPECIAL		36"	SPECIAL	36"	
				FREEWAY	48"		FREEWAY	48"		
 R1-5C	STANDARD	24"x18"	 R2-4	STANDARD	24"x30"	 R3-1B	MINIMUM	12"		
					SPECIAL		36"x36"	STANDARD	24"	
				FREEWAY	48"x60"		SPECIAL	30"		
							SPECIAL	36"		
						FREEWAY	48"			

* MULTI-DIRECTIONAL SIGN






















REGULATORY SIGNS

SIGN	SIZE W/H	SIGN	SIZE W/H	SIGN	SIZE W/H
	STANDARD 24" SPECIAL 30" SPECIAL 36" FREEWAY 48"		STANDARD 30"x36"		STANDARD 36"x30"
R3-2		R3-6		R3-8 (Mod.)	
	STANDARD 24" SPECIAL 36" FREEWAY 48"		STANDARD 30"		STANDARD 36"
R3-3		R3-7		R3-8 (Mod.)	
	STANDARD 24" SPECIAL 30" SPECIAL 36" FREEWAY 48"		STANDARD 30"		STANDARD 48"x30"
R3-4		R3-8		R3-8 (Mod.)	
	STANDARD 30"x36"		STANDARD 48"x30"		STANDARD 36"x30"
R3-5		R3-8 (Mod.)		R3-8 (Mod.)	
	STANDARD 30"x36"		STANDARD 30"		STANDARD 30"
R3-5A		R3-8 (Mod.)		R3-8 (Mod.)	
	STANDARD 30"x12"		STANDARD 36"x30"		STANDARD 48"x30"
R3-5B		R3-8 (Mod.)		R3-8 (Mod.)	
	STANDARD 30"x12"		STANDARD 48"x30"		STANDARD 42"x30"
R3-5D		R3-8 (Mod.)		R3-8 (Mod.)	
	STANDARD 30"x12"		STANDARD 36"x30"		
R3-5E		R3-8 (Mod.)			
	STANDARD 30"x12"				
R3-5F					

REGULATORY SIGNS


























SIGN	SIZE W/H	SIGN	SIZE W/H	SIGN	SIZE W/H																
 ONLY R3-9A	<table border="1" style="width: 100%;"> <tr> <td>STANDARD</td> <td>30"x36"</td> </tr> </table>	STANDARD	30"x36"	 BUS LANE AHEAD R3-10A	<table border="1" style="width: 100%;"> <tr> <td>STANDARD</td> <td>30"x42"</td> </tr> <tr> <td>SPECIAL</td> <td>42"x60"</td> </tr> <tr> <td>FREEWAY</td> <td>54"x84"</td> </tr> </table>	STANDARD	30"x42"	SPECIAL	42"x60"	FREEWAY	54"x84"	 HOV LANE AHEAD R3-15	<table border="1" style="width: 100%;"> <tr> <td>STANDARD</td> <td>66"x36"</td> </tr> <tr> <td>SPECIAL</td> <td>84"x48"</td> </tr> <tr> <td>FREEWAY</td> <td>102"x60"</td> </tr> </table>	STANDARD	66"x36"	SPECIAL	84"x48"	FREEWAY	102"x60"		
STANDARD	30"x36"																				
STANDARD	30"x42"																				
SPECIAL	42"x60"																				
FREEWAY	54"x84"																				
STANDARD	66"x36"																				
SPECIAL	84"x48"																				
FREEWAY	102"x60"																				
 CENTER LANE ONLY R3-9B	<table border="1" style="width: 100%;"> <tr> <td>STANDARD</td> <td>24"x36"</td> </tr> <tr> <td>SPECIAL</td> <td>36"x48"</td> </tr> </table>	STANDARD	24"x36"	SPECIAL	36"x48"	 HOV 2+ ONLY 6AM-9AM MON-FRI R3-11	<table border="1" style="width: 100%;"> <tr> <td>STANDARD</td> <td>30"x42"</td> </tr> <tr> <td>SPECIAL</td> <td>42"x60"</td> </tr> <tr> <td>FREEWAY</td> <td>54"x84"</td> </tr> </table>	STANDARD	30"x42"	SPECIAL	42"x60"	FREEWAY	54"x84"	 HOV LANE ENDS R3-15A	<table border="1" style="width: 100%;"> <tr> <td>STANDARD</td> <td>66"x36"</td> </tr> <tr> <td>SPECIAL</td> <td>84"x48"</td> </tr> <tr> <td>FREEWAY</td> <td>102"x60"</td> </tr> </table>	STANDARD	66"x36"	SPECIAL	84"x48"	FREEWAY	102"x60"
STANDARD	24"x36"																				
SPECIAL	36"x48"																				
STANDARD	30"x42"																				
SPECIAL	42"x60"																				
FREEWAY	54"x84"																				
STANDARD	66"x36"																				
SPECIAL	84"x48"																				
FREEWAY	102"x60"																				
 R3-9D	<table border="1" style="width: 100%;"> <tr> <td>STANDARD</td> <td>48"x30"</td> </tr> </table>	STANDARD	48"x30"	 BUSES ONLY 6AM-9AM MON-FRI R3-11B	<table border="1" style="width: 100%;"> <tr> <td>STANDARD</td> <td>30"x42"</td> </tr> <tr> <td>SPECIAL</td> <td>42"x60"</td> </tr> <tr> <td>FREEWAY</td> <td>54"x84"</td> </tr> </table>	STANDARD	30"x42"	SPECIAL	42"x60"	FREEWAY	54"x84"	 R3-18	<table border="1" style="width: 100%;"> <tr> <td>STANDARD</td> <td>24"</td> </tr> <tr> <td>SPECIAL</td> <td>30"</td> </tr> <tr> <td>SPECIAL</td> <td>36"</td> </tr> <tr> <td>FREEWAY</td> <td>48"</td> </tr> </table>	STANDARD	24"	SPECIAL	30"	SPECIAL	36"	FREEWAY	48"
STANDARD	48"x30"																				
STANDARD	30"x42"																				
SPECIAL	42"x60"																				
FREEWAY	54"x84"																				
STANDARD	24"																				
SPECIAL	30"																				
SPECIAL	36"																				
FREEWAY	48"																				
 DO NOT USE 7-9 AM MON-FRI R3-9F	<table border="1" style="width: 100%;"> <tr> <td>STANDARD</td> <td>24"x36"</td> </tr> </table>	STANDARD	24"x36"	 HOV 2+ LANE AHEAD R3-12	<table border="1" style="width: 100%;"> <tr> <td>STANDARD</td> <td>30"x42"</td> </tr> <tr> <td>SPECIAL</td> <td>36"x60"</td> </tr> <tr> <td>FREEWAY</td> <td>48"x84"</td> </tr> </table>	STANDARD	30"x42"	SPECIAL	36"x60"	FREEWAY	48"x84"	 LEFT TURN LANE R3-20	<table border="1" style="width: 100%;"> <tr> <td>STANDARD</td> <td>30"x36"</td> </tr> </table>	STANDARD	30"x36"						
STANDARD	24"x36"																				
STANDARD	30"x42"																				
SPECIAL	36"x60"																				
FREEWAY	48"x84"																				
STANDARD	30"x36"																				
 R3-9G	<table border="1" style="width: 100%;"> <tr> <td>STANDARD</td> <td>108"x36"</td> </tr> </table>	STANDARD	108"x36"	 HOV 2+ ONLY 2 OR MORE PERSONS PER VEHICLE R3-13	<table border="1" style="width: 100%;"> <tr> <td>STANDARD</td> <td>72"x36"</td> </tr> <tr> <td>SPECIAL</td> <td>96"x48"</td> </tr> <tr> <td>FREEWAY</td> <td>120"x60"</td> </tr> </table>	STANDARD	72"x36"	SPECIAL	96"x48"	FREEWAY	120"x60"	 SIGNAL YOUR TURN R3-30	<table border="1" style="width: 100%;"> <tr> <td>STANDARD</td> <td>30"x36"</td> </tr> </table>	STANDARD	30"x36"						
STANDARD	108"x36"																				
STANDARD	72"x36"																				
SPECIAL	96"x48"																				
FREEWAY	120"x60"																				
STANDARD	30"x36"																				
 R3-9H	<table border="1" style="width: 100%;"> <tr> <td>STANDARD</td> <td>108"x36"</td> </tr> </table>	STANDARD	108"x36"	 HOV 2+ ONLY 6AM-9AM MON-FRI R3-14	<table border="1" style="width: 100%;"> <tr> <td>STANDARD</td> <td>72"x60"</td> </tr> <tr> <td>SPECIAL</td> <td>96"x72"</td> </tr> <tr> <td>FREEWAY</td> <td>108"x84"</td> </tr> </table>	STANDARD	72"x60"	SPECIAL	96"x72"	FREEWAY	108"x84"	 DO NOT PASS R4-1	<table border="1" style="width: 100%;"> <tr> <td>MINIMUM</td> <td>18"x24"</td> </tr> <tr> <td>STANDARD</td> <td>24"x30"</td> </tr> <tr> <td>SPECIAL</td> <td>36"x48"</td> </tr> <tr> <td>FREEWAY</td> <td>48"x60"</td> </tr> </table>	MINIMUM	18"x24"	STANDARD	24"x30"	SPECIAL	36"x48"	FREEWAY	48"x60"
STANDARD	108"x36"																				
STANDARD	72"x60"																				
SPECIAL	96"x72"																				
FREEWAY	108"x84"																				
MINIMUM	18"x24"																				
STANDARD	24"x30"																				
SPECIAL	36"x48"																				
FREEWAY	48"x60"																				
 R3-9I	<table border="1" style="width: 100%;"> <tr> <td>STANDARD</td> <td>108"x48"</td> </tr> </table>	STANDARD	108"x48"	 BUS & TAXI ONLY 6AM-9AM MON-FRI R3-14A	<table border="1" style="width: 100%;"> <tr> <td>STANDARD</td> <td>72"x60"</td> </tr> <tr> <td>SPECIAL</td> <td>96"x72"</td> </tr> <tr> <td>FREEWAY</td> <td>108"x84"</td> </tr> </table>	STANDARD	72"x60"	SPECIAL	96"x72"	FREEWAY	108"x84"	 PASSING PROHIBITED NEXT X MILES R4-1A	<table border="1" style="width: 100%;"> <tr> <td>STANDARD</td> <td>84"x48"</td> </tr> </table>	STANDARD	84"x48"						
STANDARD	108"x48"																				
STANDARD	72"x60"																				
SPECIAL	96"x72"																				
FREEWAY	108"x84"																				
STANDARD	84"x48"																				
 HOV 2+ ONLY 2 OR MORE PERSONS PER VEHICLE R3-10	<table border="1" style="width: 100%;"> <tr> <td>STANDARD</td> <td>30"x42"</td> </tr> <tr> <td>SPECIAL</td> <td>42"x60"</td> </tr> <tr> <td>FREEWAY</td> <td>54"x84"</td> </tr> </table>	STANDARD	30"x42"	SPECIAL	42"x60"	FREEWAY	54"x84"	 PASS WITH CARE R4-2	<table border="1" style="width: 100%;"> <tr> <td>MINIMUM</td> <td>18"x24"</td> </tr> <tr> <td>STANDARD</td> <td>24"x30"</td> </tr> <tr> <td>SPECIAL</td> <td>36"x48"</td> </tr> <tr> <td>FREEWAY</td> <td>48"x60"</td> </tr> </table>	MINIMUM	18"x24"	STANDARD	24"x30"	SPECIAL	36"x48"	FREEWAY	48"x60"				
STANDARD	30"x42"																				
SPECIAL	42"x60"																				
FREEWAY	54"x84"																				
MINIMUM	18"x24"																				
STANDARD	24"x30"																				
SPECIAL	36"x48"																				
FREEWAY	48"x60"																				

REGULATORY SIGNS

SIGN	SIZE	W/H	SIGN	SIZE	W/H	SIGN	SIZE	W/H
 R4-3R	STANDARD	24"x30"	 R4-7A	MINIMUM	18"x24"	 R5-2A	MINIMUM	12"
	SPECIAL	36"x48"		STANDARD	24"x30"		STANDARD	24"
	FREEWAY	48"x60"		SPECIAL	30"x36"		SPECIAL	30"
				SPECIAL	36"x48"		SPECIAL	36"
				FREEWAY	48"x60"		SPECIAL	48"
 R4-3AR	MINIMUM	24"x30"	 R4-7B	MINIMUM	18"x24"	 R5-3	STANDARD	24"
	STANDARD	36"x48"		STANDARD	24"x30"			
				SPECIAL	30"x36"			
				SPECIAL	36"x48"			
				FREEWAY	48"x60"			
 R4-4	STANDARD	36"x30"	 R4-8	MINIMUM	18"x24"	 R5-4	MINIMUM	18"x24"
				STANDARD	24"x30"		STANDARD	24"x30"
				SPECIAL	30"x36"		SPECIAL	36"x48"
				SPECIAL	36"x48"		FREEWAY	48"x60"
				FREEWAY	48"x60"			
 R4-5	STANDARD	24"x30"	 R4-9	MINIMUM	18"x24"	 R5-5	MINIMUM	18"x24"
	SPECIAL	36"x48"		STANDARD	24"x30"		STANDARD	24"x30"
	FREEWAY	48"x60"		SPECIAL	36"x48"		SPECIAL	36"x48"
				FREEWAY	48"x60"		FREEWAY	48"x60"
 R4-6	STANDARD	24"x30"	 R5-1	STANDARD	30"	 R5-6	STANDARD	24"
	SPECIAL	36"x48"		SPECIAL	36"		SPECIAL	30"
	FREEWAY	48"x60"		SPECIAL	48"		SPECIAL	36"
							SPECIAL	48"
 R4-6A	STANDARD	24"x30"	 R5-1A	MINIMUM	30"x18"	 R5-7	STANDARD	30"x24"
				STANDARD	36"x24"		SPECIAL	42"x24"
				SPECIAL	42"x30"		FREEWAY	48"x30"
 R4-7	MINIMUM	18"x24"	 R5-2	STANDARD	24"	 R5-8	STANDARD	30"x24"
	STANDARD	24"x30"		SPECIAL	30"		SPECIAL	42"x24"
	SPECIAL	30"x36"		SPECIAL	36"		FREEWAY	48"x30"
	SPECIAL	36"x48"		SPECIAL	48"			
	FREEWAY	48"x60"						



























* MULTI-DIRECTIONAL SIGN

REGULATORY SIGNS

SIGN	SIZE W/H	SIGN	SIZE W/H	SIGN	SIZE W/H
 R5-10A	STANDARD 30"x36"	 R6-5	STANDARD 30"	 R7-6	STANDARD 12"x18"
 R5-10B	STANDARD 30"x18"	 R7-1	STANDARD 12"x18" SPECIAL 24"x30"	 R7-7	STANDARD 12"x18"
 R5-10C	STANDARD 24"x12"	 R7-2	STANDARD 12"x18"	 R7-8	STANDARD 12"x18" SPECIAL 24"x30"
 R5-11	STANDARD 48"x24"	 R7-2A	STANDARD 12"x18"	 R7-8A	STANDARD 12"x06" SPECIAL 18"x09"
 R5-12	STANDARD 36"	 R7-3	STANDARD 12"x18"	 R7-8B	STANDARD 12"x06" SPECIAL 18"x09"
 R6-1 *	STANDARD 36"x12" FREEWAY 54"x18"	 R7-3A	STANDARD 12"x18"	 R7-9	STANDARD 12"x18"
 R6-2 *	STANDARD 18"x24" SPECIAL 24"x30"	 R7-4	STANDARD 12"x18"	 R7-9A	STANDARD 12"x18"
 R6-3	STANDARD 24"x18"	 R7-5	STANDARD 12"x18"	 R7-107	STANDARD 12"x18"
 R6-3A	STANDARD 24"x18"				












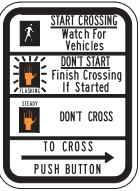





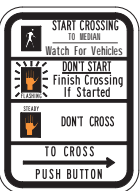


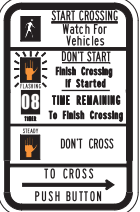


* MULTI-DIRECTIONAL SIGN

REGULATORY SIGNS























SIGN	SIZE	W/H	SIGN	SIZE	W/H	SIGN	SIZE	W/H
	STANDARD	12"x24"		MINIMUM	18"x24"		STANDARD	24"x18"
	SPECIAL	12"x30"		STANDARD	24"x30"			
R7-107A			R8-2	SPECIAL	36"x48"			
				FREEWAY	48"x60"			
	STANDARD	12"x18"		STANDARD	24"x30"		MINIMUM	18"x24"
			R8-2A				STANDARD	24"x30"
R7-108							SPECIAL	36"x48"
							FREEWAY	48"x60"
				MINIMUM	18"x24"		MINIMUM	18"x24"
			R8-3	STANDARD	24"x30"		STANDARD	24"x30"
				SPECIAL	36"x36"		SPECIAL	36"x48"
				FREEWAY	48"x48"		FREEWAY	48"x60"
	STANDARD	20"x18"		STANDARD	24"		SPECIAL	30"x24"
			R8-3A	SPECIAL	36"		FREEWAY	48"x36"
R7-200				FREEWAY	48"	R8-7		
	STANDARD	12"x06"		STANDARD	12"xVAR.		STANDARD	24"x30"
			R8-3B ★	SPECIAL	24"xVAR.		SPECIAL	36"x48"
R7-201							SPECIAL	48"x60"
	STANDARD	12"x06"		STANDARD	12"xVAR.		STANDARD	24"x30"
			R8-3C ★	SPECIAL	24"xVAR.			
R7-201A						R8-8A		
	STANDARD	12"x06"		STANDARD	12"xVAR.		STANDARD	24"
			R8-3D ★	SPECIAL	24"xVAR.			
R7-202						R8-9		
	STANDARD	18"x24"		SPECIAL	30"x24"		STANDARD	18"x24"
	SPECIAL	24"x30"	R8-4	FREEWAY	48"x36"			
	SPECIAL	36"x48"						
R7-203	FREEWAY	48"x60"				R9-1		
	MINIMUM	18"x24"						
	STANDARD	24"x30"						
	SPECIAL	36"x48"						
R8-1	FREEWAY	48"x60"						

★ on tracks, except on shoulders, 6AM to 6PM, loading zone, etc.

REGULATORY SIGNS











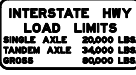














SIGN	SIZE W/H	SIGN	SIZE W/H	SIGN	SIZE W/H
	STANDARD 12"x18"		STANDARD 12"x18"		STANDARD 09"x12"
	STANDARD 12"x18"		STANDARD 36"x18"		STANDARD 09"x12"
	STANDARD 18" SPECIAL 24" FREEWAY 30"		STANDARD 30"x18"		STANDARD 09"x12"
	STANDARD 12"x18"		STANDARD 48"x24"		STANDARD 09"x12"
	STANDARD 18"x24"		STANDARD 24"x12"		STANDARD 09"x12"
	MINIMUM 18" STANDARD 24"		STANDARD 48"x24"		STANDARD 09"x12"
	STANDARD 18"x24"		STANDARD 12"x18"		STANDARD 09"x15"
	STANDARD 12"x18"		STANDARD 12"x18"		

REGULATORY SIGNS


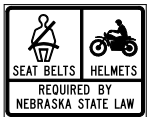






















SIGN	SIZE W/H	SIGN	SIZE W/H	SIGN	SIZE W/H
	STANDARD 09"x12"		STANDARD 24"x30"		STANDARD 36"x24"
R10-4		R10-7		R10-13	
	STANDARD 09"x12"		MINIMUM 18"x24" STANDARD 24"x30" SPECIAL 30"x36"		STANDARD 36"
R10-4A		R10-8		R10-14	
	STANDARD 09"x12"		STANDARD 24"x30"		STANDARD 30"x36"
R10-4B		R10-10L		R10-15	
	MINIMUM 12"x18" STANDARD 18"x24" SPECIAL 24"x30"		STANDARD 24"x30"		STANDARD 30"x36"
R10-5		R10-11		R10-16	
	STANDARD 30"x18"		MINIMUM 18"x24" STANDARD 24"x30" SPECIAL 36"x48"		STANDARD 30"x36"
R10-5A		R10-11A		R10-17A	
	STANDARD 30"		MINIMUM 18" STANDARD 24" SPECIAL 30"		STANDARD 24"
R10-5B		R10-11B		R10-20A	
	STANDARD 24"x36"		STANDARD 24"x30"		STANDARD 24"x18"
R10-6 *		R10-12		R10-20AA	
	STANDARD 24"x36"				
R10-6A					

* MULTI-DIRECTIONAL SIGN











REGULATORY SIGNS

SIGN	SIZE W/H	SIGN	SIZE W/H	SIGN	SIZE W/H
	STANDARD 30"x36"		SPECIAL 24"x36"		STANDARD 24"
R10-21		R12-3		R14-2	
	STANDARD 24"x30" SPECIAL 36"x48" FREEWAY 48"x60"		MINIMUM 24"x30" STANDARD 30"x36" SPECIAL 36"x48" FREEWAY 48"x60"		STANDARD 24"
R11-1		R12-4		R14-3	
	STANDARD 48"x30"		MINIMUM 24"x30" STANDARD 30"x36" SPECIAL 36"x48" FREEWAY 48"x60"		STANDARD 24"
R11-2		R12-5		R14-4	
	STANDARD 60"x30"		STANDARD 96"x48"		STANDARD 24"
R11-3A		R12-5A		R14-5	
	STANDARD 60"x30"		STANDARD 48"		STANDARD 48"x09"
R11-3B		R12-5B		R15-1	
	STANDARD 60"x30"		STANDARD 72"x48" SPECIAL 96"x66" FREEWAY 120"x84"		STANDARD 27"x18"
R11-4		R13-1		R15-2	
	STANDARD 60"x30"		STANDARD 96"x48"		STANDARD 24"x12"
R11-4A		R13-1A		R15-3	
	STANDARD 24"x30" SPECIAL 36"x48"		STANDARD 24"x18"		STANDARD 24"x30"
R12-1		R14-1		R15-4(A-C)	
	STANDARD 24"x30" SPECIAL 36"x48"				
R12-2					

REGULATORY SIGNS

SIGN	SIZE	W/H	SIGN	SIZE	W/H	SIGN	SIZE	W/H
 DO NOT PASS R15-5	STANDARD	24"x30"	 R16-1C	STANDARD FREEWAY	60"x48" 90"x72"	 R20-1	STANDARD	12"
 R15-5A	STANDARD	24"x12"	 R17-1	STANDARD SPECIAL	30" 48"	 R20-1A	STANDARD	24"
 R15-6	STANDARD	24"	 R17-2	STANDARD	24"	 R40-1	STANDARD SPECIAL	24"x30" 30"x36"
 R15-6A	STANDARD	24"x18"	 R18-1	STANDARD	24"x30"	 R40-9A	STANDARD	48"
 R15-7	STANDARD	24"	 R18-2	STANDARD	24"x18"	 R40-9B	STANDARD	48"
 R15-7A	STANDARD	24"	 R18-4A	STANDARD SPECIAL	18"x24" 30"x42"	 R40-20	STANDARD	42"x30"
 R15-8	STANDARD SPECIAL	36"x18" 48"x24"	 R18-5	STANDARD	36"x18"	 R40-22	STANDARD	24"x18"
 R16-1	STANDARD FREEWAY	15"x20" 18"x24"	 R18-7A	STANDARD	24"x18"	 R19-2	STANDARD	96"x36"

REGULATORY SIGNS

SIGN	SIZE W/H	SIGN	SIZE W/H	SIGN	SIZE W/H						
 R40-24	<table border="1" style="width: 100%;"> <tr> <td style="width: 50%;">STANDARD</td> <td style="width: 50%;">12"x18"</td> </tr> </table>	STANDARD	12"x18"	 R41-17	<table border="1" style="width: 100%;"> <tr> <td style="width: 50%;">STANDARD</td> <td style="width: 50%;">48"x36"</td> </tr> <tr> <td>SPECIAL</td> <td>60"x48"</td> </tr> </table>	STANDARD	48"x36"	SPECIAL	60"x48"		
STANDARD	12"x18"										
STANDARD	48"x36"										
SPECIAL	60"x48"										
 R40-27	<table border="1" style="width: 100%;"> <tr> <td style="width: 50%;">STANDARD</td> <td style="width: 50%;">24"x18"</td> </tr> </table>	STANDARD	24"x18"	 R42-1	<table border="1" style="width: 100%;"> <tr> <td style="width: 50%;">MINIMUM</td> <td style="width: 50%;">24"</td> </tr> <tr> <td>STANDARD</td> <td>36"</td> </tr> </table>	MINIMUM	24"	STANDARD	36"		
STANDARD	24"x18"										
MINIMUM	24"										
STANDARD	36"										
 R40-31	<table border="1" style="width: 100%;"> <tr> <td style="width: 50%;">STANDARD</td> <td style="width: 50%;">24"x30"</td> </tr> </table>	STANDARD	24"x30"	 R44-2	<table border="1" style="width: 100%;"> <tr> <td style="width: 50%;">STANDARD</td> <td style="width: 50%;">24"x48"</td> </tr> </table>	STANDARD	24"x48"				
STANDARD	24"x30"										
STANDARD	24"x48"										
 R40-36	<table border="1" style="width: 100%;"> <tr> <td style="width: 50%;">STANDARD</td> <td style="width: 50%;">54"x30"</td> </tr> </table>	STANDARD	54"x30"								
STANDARD	54"x30"										
 R40-39	<table border="1" style="width: 100%;"> <tr> <td style="width: 50%;">STANDARD</td> <td style="width: 50%;">30"</td> </tr> </table>	STANDARD	30"								
STANDARD	30"										
 R40-44	<table border="1" style="width: 100%;"> <tr> <td style="width: 50%;">STANDARD</td> <td style="width: 50%;">30"</td> </tr> </table>	STANDARD	30"								
STANDARD	30"										
 R41-1	<table border="1" style="width: 100%;"> <tr> <td style="width: 50%;">STANDARD</td> <td style="width: 50%;">36"x24"</td> </tr> </table>	STANDARD	36"x24"								
STANDARD	36"x24"										